

## Sunfish Yard Dolly

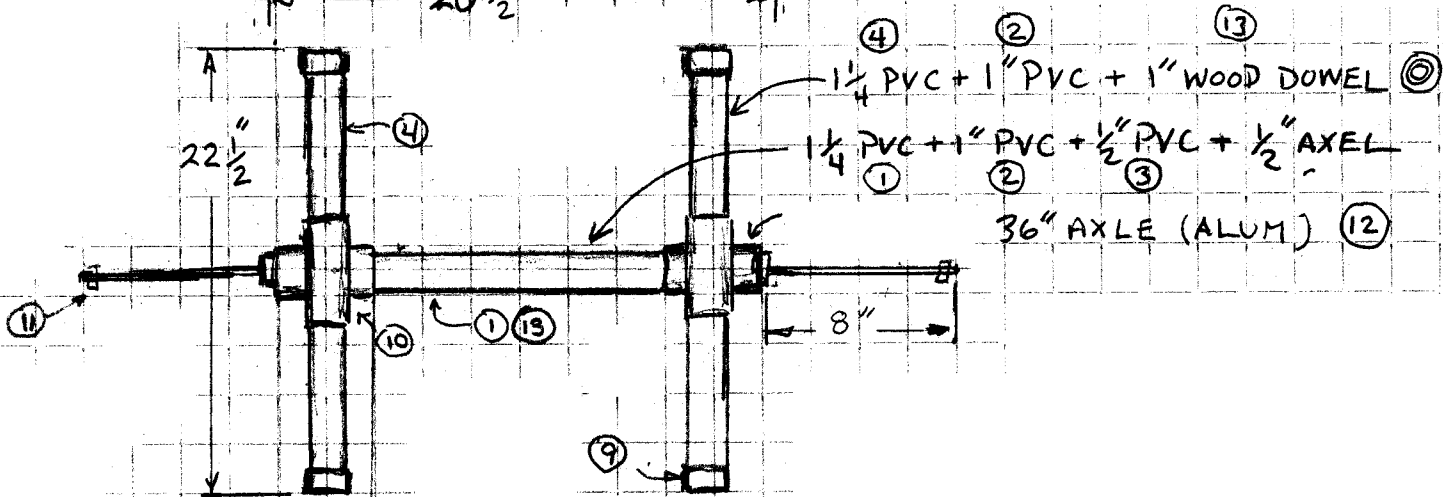
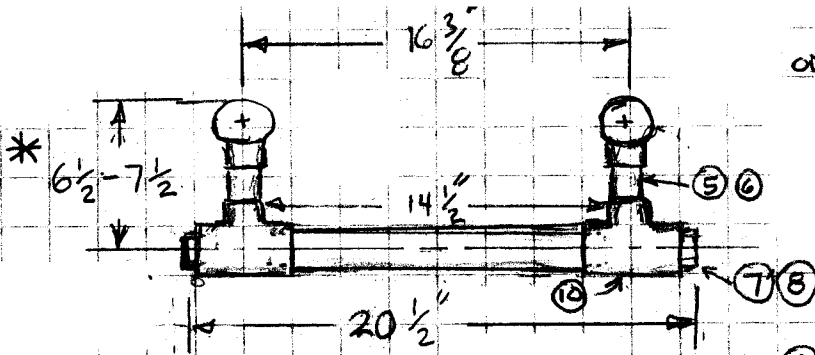
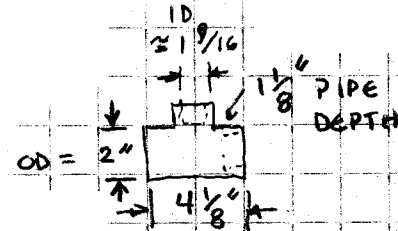


If you are moving the boat over a firm surface the yard dolly uses inexpensive wheels found at Lowes Hardware. I made padded support bunks, since I store my extra Sunfish on the dolly. .

05.05.2010

# SUNFISH DOLLY

PVC-T Connector



\* 6  $\frac{1}{2}$ " FOR 12" WHEELS  
7  $\frac{1}{2}$ " FOR 14" "

## BEACH DOLLY MATERIALS

### PVC PIPE

ITEM	NAME	CUT LENGTH	QTY	SOURCE
1	1-1/4" PVC PIPE	14.5"	1	HOME DEPOT
2	1" PVC PIPE	21.5	3	
3	1/2" PVC PIPE	21.5	1	
4	1-1/4" PVC PIPE	9.75	4	
5*	1-1/4" PVC PIPE	4"	2	
6*	1" PVC PIPE	4"	2	
7	1-1/4" PVC PIPE	1-3/4"	2	
8	1" PVC PIPE	1-3/4"	2	

### PVC FITTINGS

9	1-1/4" PVC END CAP	2	HOME DEPOT
10	1-1/4" PVC T	4	

### MISC

11	COTTER PIN & WASHER	2	HOME DEPOT
12*	1/2" AXEL ALUM	36"	1
13	3/4" WOOD DOWEL	21.5	2
14*	PIPE COVER AND NOODLE		
15*	12" WHEEL	2	<a href="http://www.wheelleez.com/">http://www.wheelleez.com/</a> OR Northern Tool

## BOAT YARD/LAWN DOLLY

ITEM	NAME	CUT LENGTH	QTY	SOURCE
5*	1-1/4" PVC PIPE	5" NOTE 2	2	
6*	1" PVC PIPE	5" NOTE 2	2	
12*	1/2" AXEL ALUMINUM		1	
14*	2" PIPE CLIP		4	
15*	14" WHEEL		2	<u>LOWES</u> PRICISE FIT 14" PLASTIC
16*	1"X 6" X 2" WOOD PINE BOARD		2	WHEEL MODEL 188327, 1/2" HUB,
17*	1-1/4" PVC UNION	2 OPT	2	60 LBS NOMINAL LOAD*

\* ITEM DIFFERS FOR YARD DOLLY

NOTE 1. 12" WHEELLEEZ BEACH WHEELS ARE NEEDED FOR BEACH DOLLY. IF YOU NEED TO LAUNCH ON SANDY BEACH THESE ARE THE WHEELS TO GET. THE LOWES 14" PLASTIC WHEELS CAN USED FOR A YARD OR LAWN DOLLY.

NOTE 2. ITEMS 5 & 6 ARE 4" LENGTH FOR 12", (6" RADIUS), WHEELLEEZ BEACH WHEEL OR 5" LENGTH FOR 14", (7" RADIUS), PLASTIC WHEEL

NOTE 3. FIT ALL PIECES TOGETHER BEFORE GLUING. ADJUST SIZE OF ITEMS 5, 6, 7 & 8 AS NEEDED FOR WHEEL SIZE CLEARANCE.



Components 1 of 2



04.29.2010

Yard Wheels



04.29.2010





04.29.2010



04.29.2010

jmanta





04.29.2010

jmanta



SCH 40 ASTM D-1785

04.29.2010

jmant



05.05.2010

jmenta



If you are moving the boat over  
an uneven surface with ruts ☐  
the wheel can become uneven. ☐  
You can use a rope tied as ☐  
shown to keep the wheels ☐  
straight as the boat is push ☐  
backwards. Use a rope ladder ☐  
knot for the loop around ☐  
gudgeon bracket.



05.05.2010