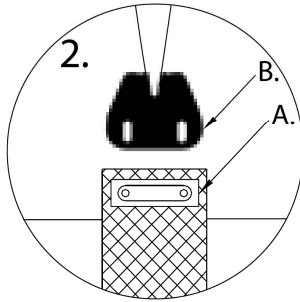
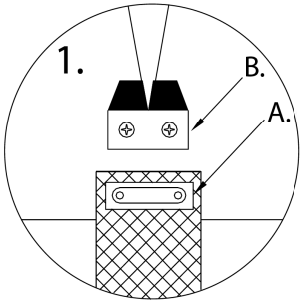


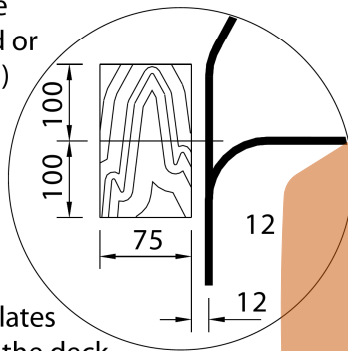
Measurement Diagrams

All dimensions shown in millimetres

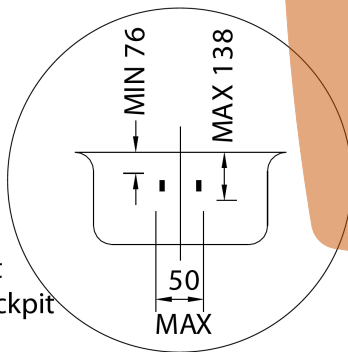
Measurements are shown only as a guide to replacement in the event of failure



Mainsheet block shall be attached to eyestay in position A.
Centreboard Brake shall be attached in position B.
Centreboard Brake in diagram 1 may be replaced with the builder supplied Centreboard Brake shown in diagram 2, available mid/late 2009 (see December 2008 LaserWorld or www.laserinternational.org)



Wooden backing plates are under the deck for the fitting of cam or clam cleats



Eyes at aft end of cockpit

